



REPORTING OF THE GRADUATE SURVEY

Odontologisk praksis

Table of contents

1 Introduction	3
2 Data	4
2.2 Background data from the study administrative system STADS	5
2.3 Reading guide	6
3 Academic education - Current status	8
4 Status at the start of the academic education	9
5 Appendix 1: Questions used in the report	26
6 Appendix 2: Background data in STADS	27

1 Introduction

The University of Copenhagen conducts graduate surveys for all professional Bachelor's, Academic Bachelor's, Master's Candidatus and Master's degrees, as well as Diploma and Academy Profession (AP) programmes according to a shared concept of data collection developed across the faculties.

The graduate surveys gather information about what the graduates are doing after their graduation, and how conditions during their studies have been influential in their later employment situation. Among other things, the graduates assess to what degree the skills achieved from their education have been relevant and sought after in the jobs they get after completing their education. Moreover, the graduates evaluate whether their education has been structured to ensure that the study programme can be completed without delay, and whether there is anything in the programme that could be improved to better prepare them for the job market.

Education Services at the University of Copenhagen is responsible for the graduate survey itself. Rambøll handles the acquisition of data and prepares a report based on the data from the questionnaires. The reporting of the graduate survey takes place on three levels: university, faculty and educational programme. This report is for Odontologisk praksis.

Compared to previous reports in connection with the institution accreditation, the 2017 reports also include small, built-in analyses by cross-referencing information. The background for this is the fact that the results of the questionnaire had been adapted and reworked by the individual institutes. Therefore, Education Services has in collaboration with Rambøll worked on improving the report template so that the complete report can, as far as possible, cover the common needs that the institutions have.

The institution accreditation comprises an assessment of many educational programmes, all of which receive a report like this one. Therefore, it has been necessary to standardise the text so that it can be included generically in the reports for all types of educational programme. Throughout the report, there are guidance and notes on the individual sections and graphs. All faculties have received the complete data material for the faculty's educational programmes, which are included in this graduate survey. Thus, this report provides an overview of the survey's results, which can be further investigated by looking into the data.

2 Data

After the completion of their education programme, all graduates from the University of Copenhagen were invited to take part in the graduate survey. The University of Copenhagen offers the following types of education programmes:

- Academic Bachelor's degree
- Professional Bachelor's degree
- Master's Candidatus degree
- Master's degree
- Diploma programmes
- Academy Profession (AP) programmes (from 2016)

From 2015 all the faculties at the University of Copenhagen will use the same questionnaire for the collection of data in connection with graduate surveys in order to provide the opportunity to compare the results across educational programmes and faculties.

2.1 Table: Summary of collected data

	AKADEMI	Total
Invited	6	6
Completed	83%	83%
Partially completed	0%	0%
Number of replies	83%	83%
Did not wish to participate	0%	0%
Did not reply	17%	17%

Appendix 1 shows a summary of the questions from the questionnaire used in this report.

2.2 Background data from the study administrative system STADS

The individual graduates in the survey have been linked to the variables from the study administrative system STADS described in Appendix 2. The Table shows how representative the data is for Odontologisk praksis when the entire graduates who were asked to reply to the questionnaire were compared to the graduates who chose to participate by responding to the questionnaire based on the background variables.

Among the background variables, the following variables from STADS are considered significant when it comes to studying how representative the graduate survey is:

- Gender
- Average age at study start/average age at graduation
- Completion time of Bachelor's and Master's Candidatus studies
- Grades for thesis/Bachelor's paper
- Graduates who are foreign citizens
- Quota 1/2

2.2.1 Table: Facts about the respondents, broken down into graduate status

	Akademi total	Akademi deltaget
Number	6	5
Percentage women	100%	100%
Foreign citizens	0%	0%
Average age upon graduation	46.8	48
- youngest		
- eldest		
Completion time (average years)	3.3	3.5
- shortest completion time		
- longest completion time		
Quota 2 at BA-entrance	0%	0%
Years from qualifying exam to commencement of study (average)	0	0
- shortest time from qualifying exam to commencement of study (average)		
- longest time from qualifying exam to commencement of study (average)		
Bachelor's programme as first priority	0%	0%
Grading of Bachelor's paper/Master's thesis (average)	10	10
- lowest grade		
- highest grade		

For future analyses of data from graduate surveys it can be relevant to examine, aside from being representative, whether the data can be biased. Respondents could, for example, be biased in the assessment of their education, if they are unsuccessful on the job market.

2.3 Reading guide

In order to make the report more readable and to live up to various ethical principles, this section explains in brief how the data is presented in this report. The report has been made for many educational programmes; in addition, there are joint reports on faculty level and for the University of Copenhagen as a whole. As described in the introduction, it has thus been necessary to work with a standardised report structure, partly on financial grounds, both in terms of the content of the tables, graphs and the text itself. The following text is thus intended to help the reader in reading the report.

AKADEMI	
I am employed (including leave of absence, maternity leave, job with wage subsidies, part-time hirings, etc.)	100% (5)
I am self-employed (including freelance)	0% (0)
I am unemployed (including on maternity leave without being under contract of employment)	0% (0)
I am in full-time education (e.g. Candidatus programme)	0% (0)
I am on a Ph.D programme	0% (0)
Other	0% (0)
Number of replies	5

The graduate survey invites all graduates in a given population to answer the questionnaire, where the response rate can be small. The collected data does not therefore represent a complete survey, but rather a random sample. To ensure anonymity, when the number of respondents is small, the results on the following questions:

What is your monthly salary?

Do you supplement the income earned from your primary occupation?

Do you receive unemployment benefit or social assistance benefits in connection with your unemployed status?

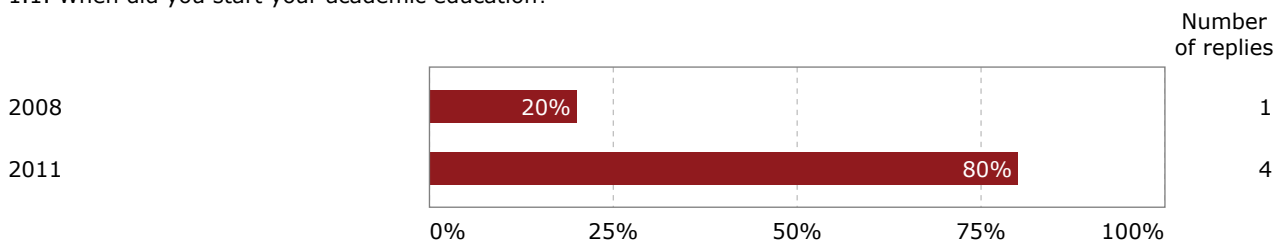
Why do you think you do not have a job at the moment?

Be aware that few respondents can increase the statistical uncertainty significantly, and the percentage indications can fluctuate a lot if one respondent is added or removed.

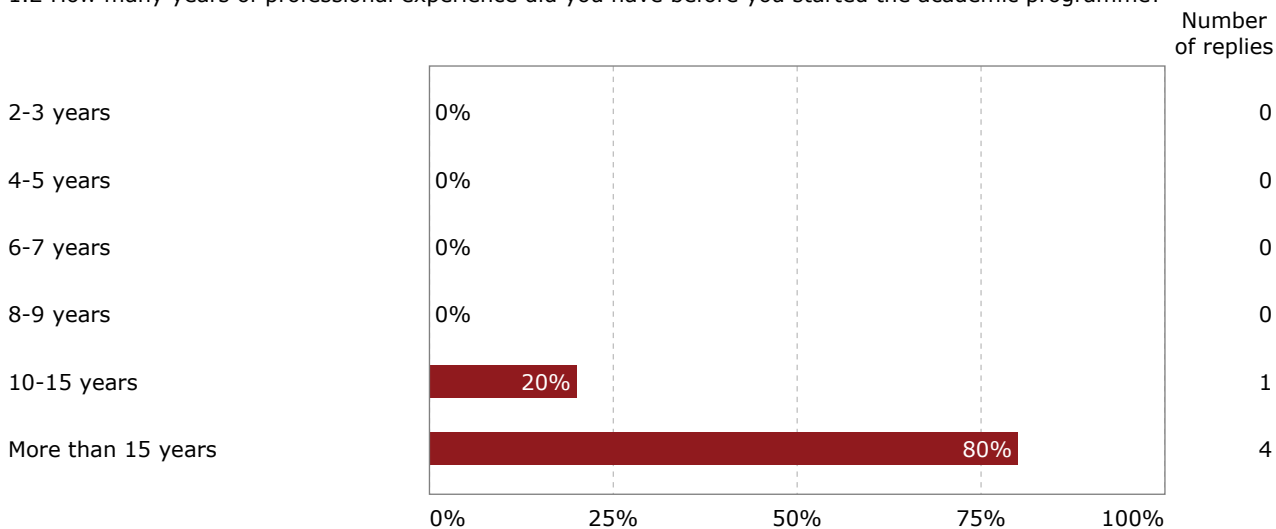
3 Academic education - Current status

4 Status at the start of the academic education

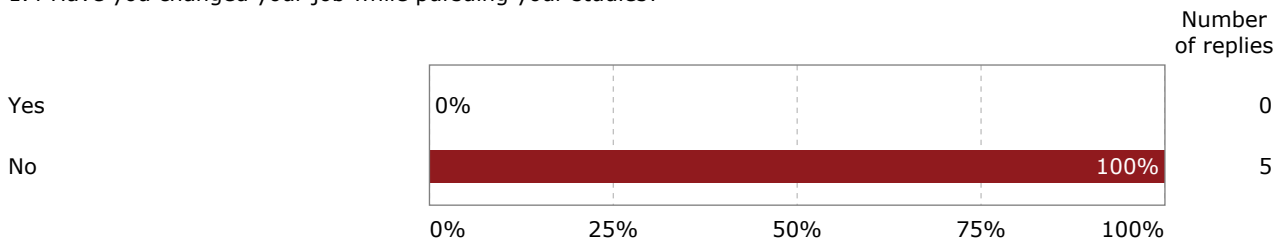
1.1. When did you start your academic education?



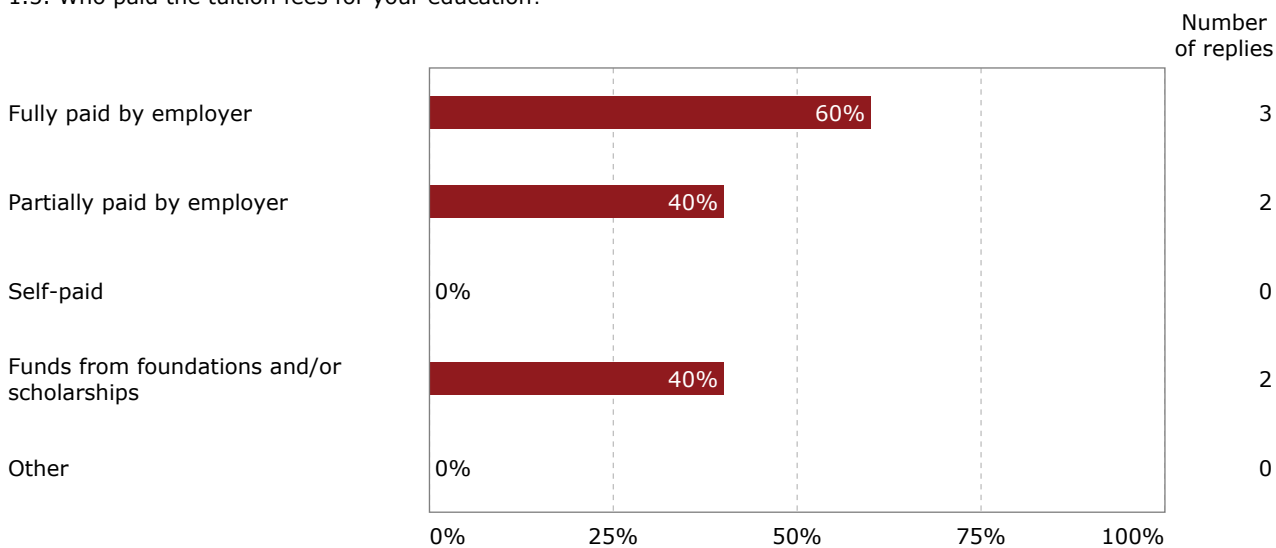
1.2 How many years of professional experience did you have before you started the academic programme?



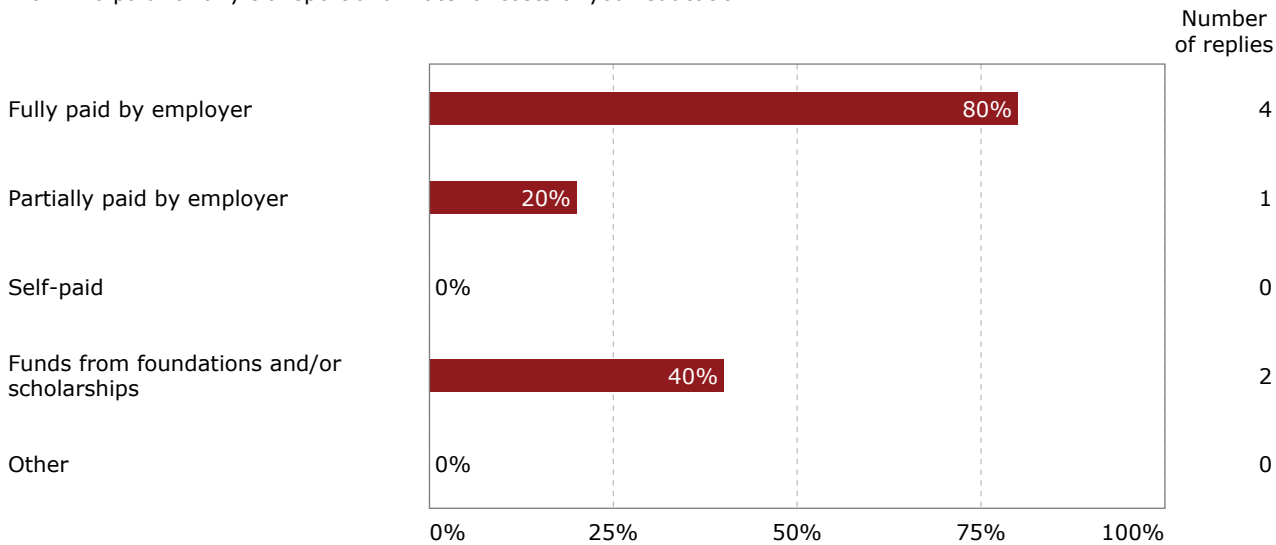
1.4 Have you changed your job while pursuing your studies?



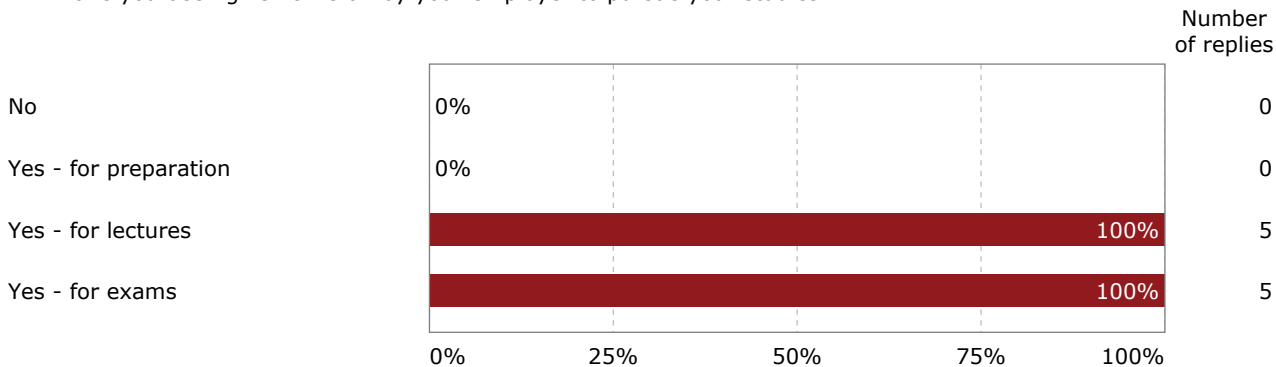
1.5. Who paid the tuition fees for your education?



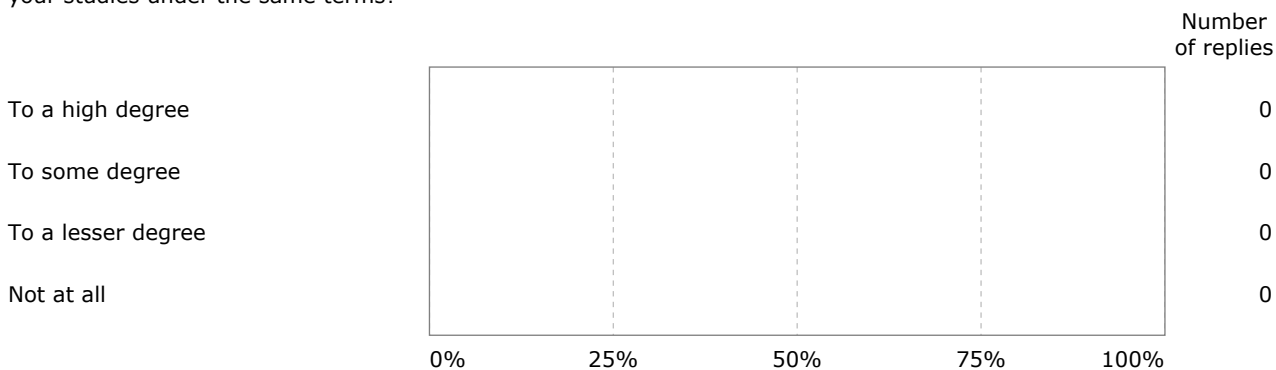
1.6. Who paid for any transport and material costs of your education?



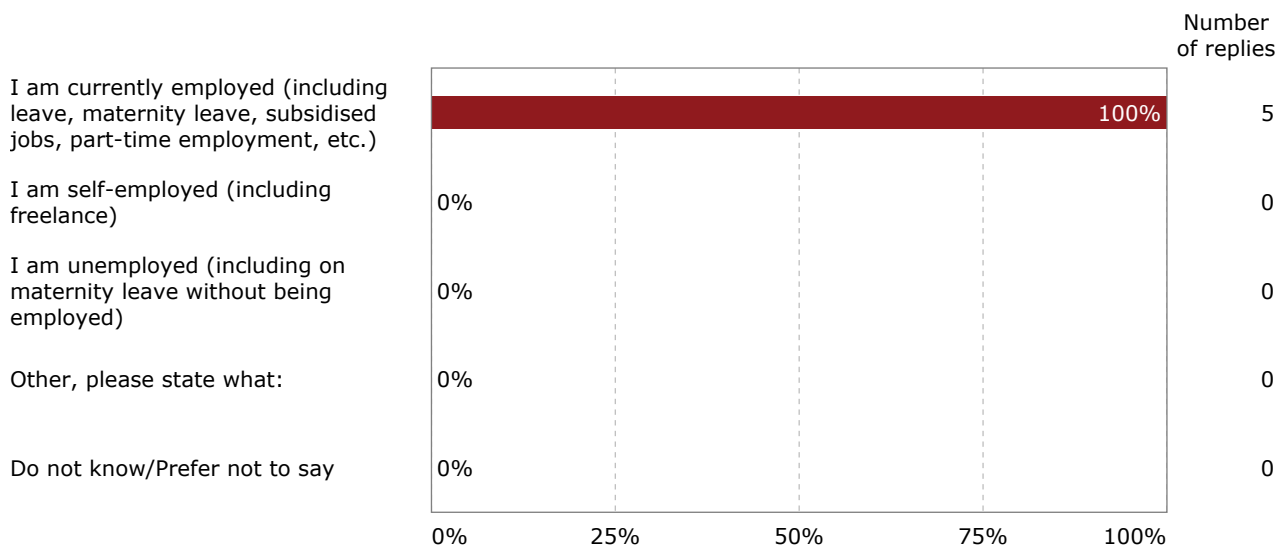
1.7. Have you been given time off by your employer to pursue your studies?



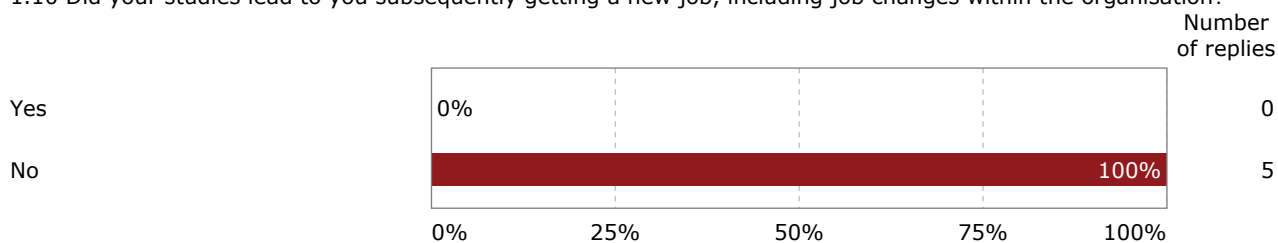
1.8 To what extent has it been possible to add to the contract with your new employer that you may participate in your studies under the same terms?



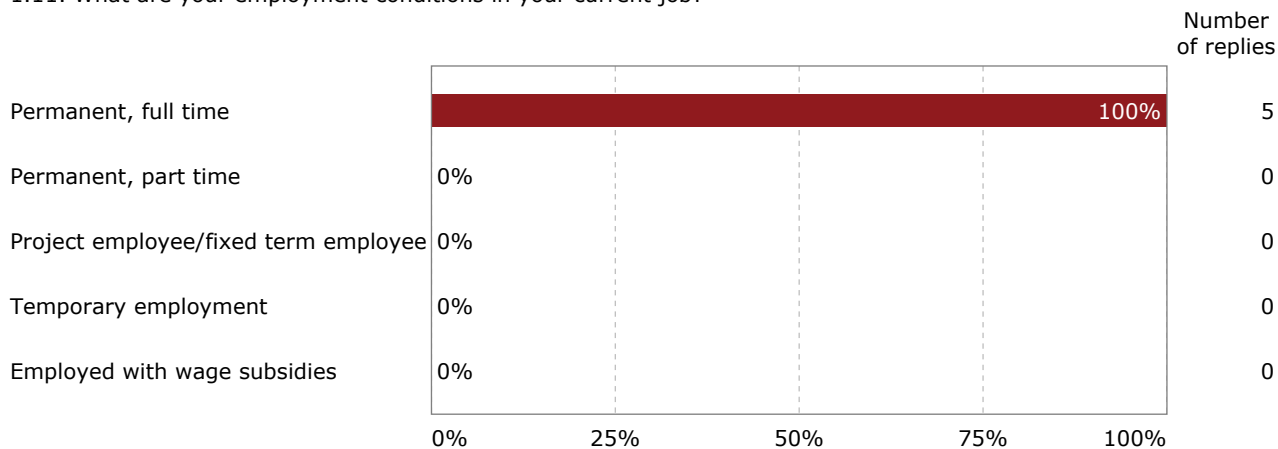
1.9. What is your current job situation?



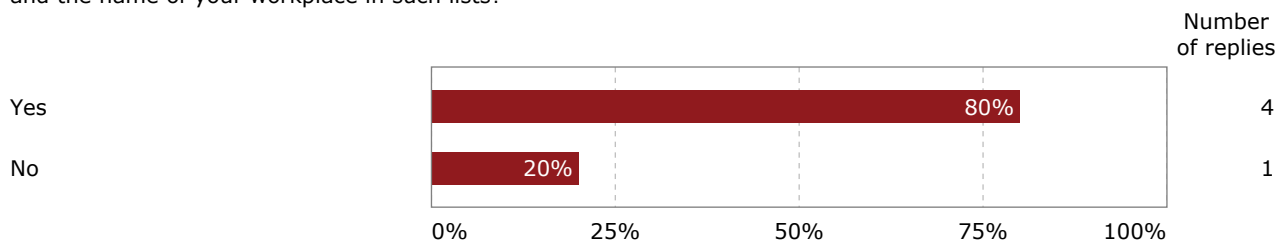
1.10 Did your studies lead to you subsequently getting a new job, including job changes within the organisation?



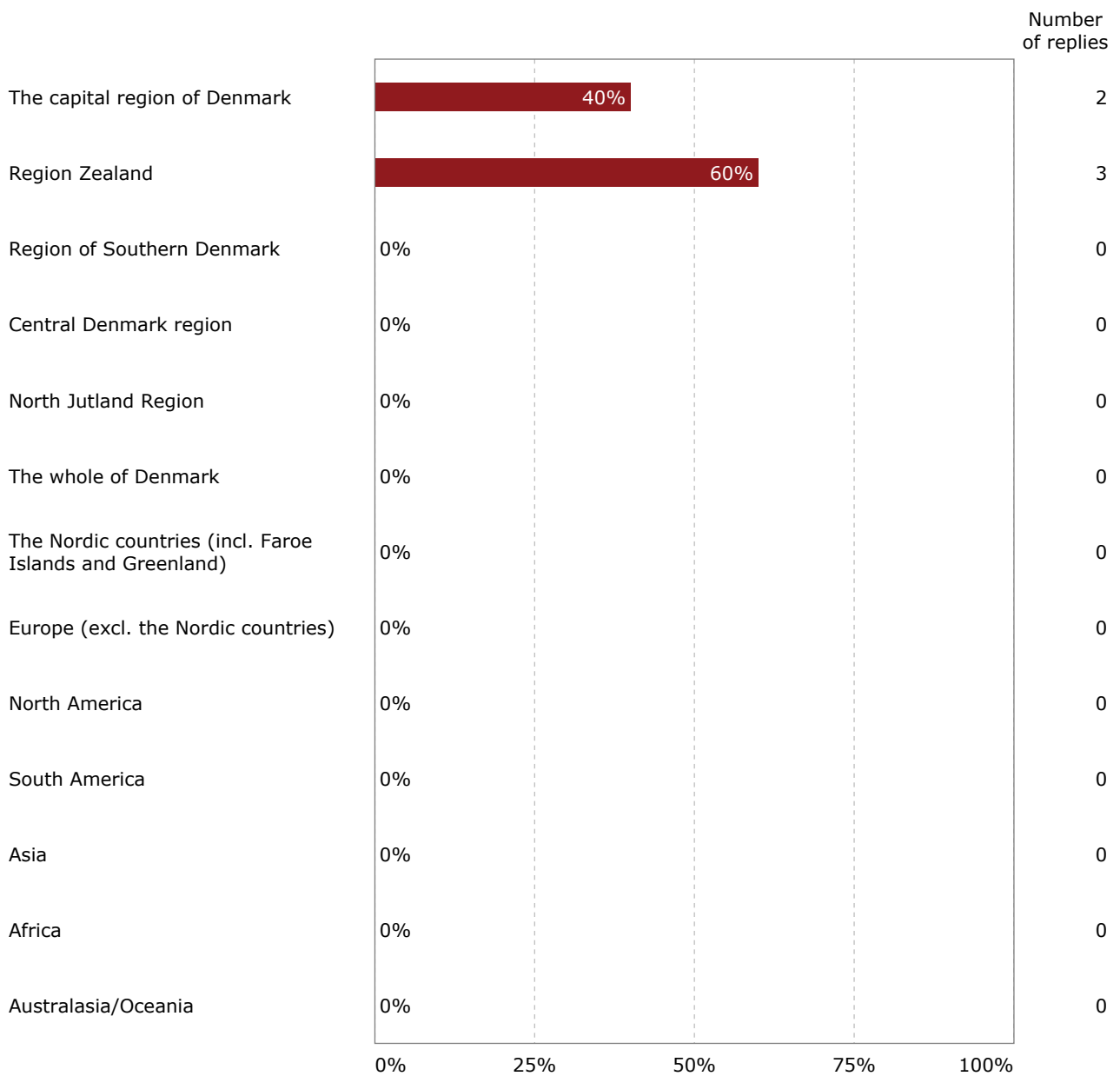
1.11. What are your employment conditions in your current job?



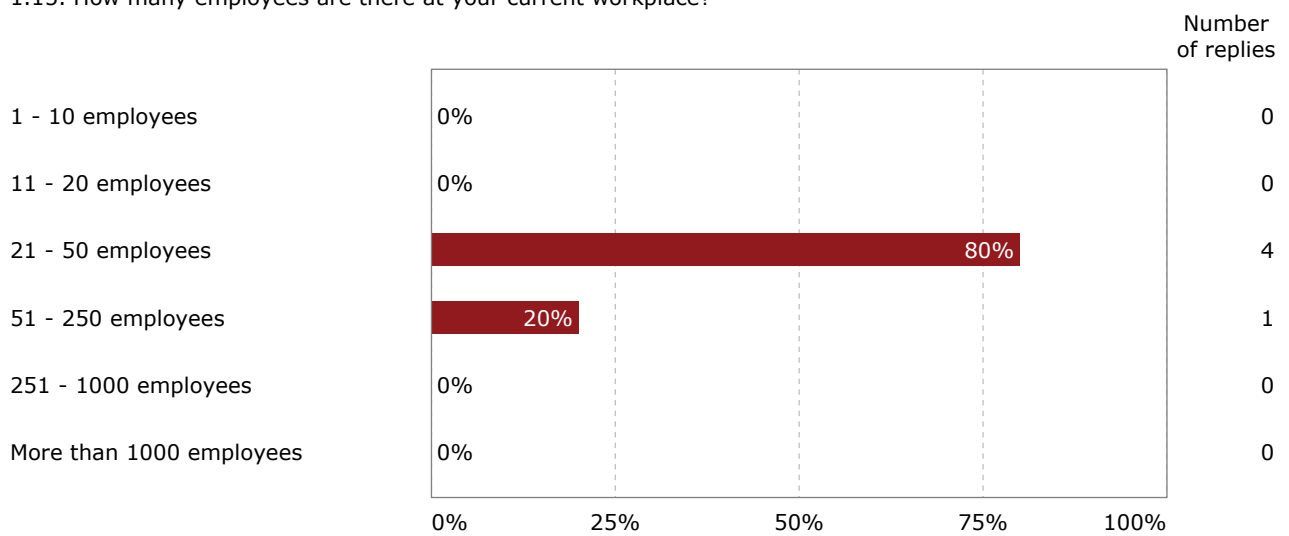
1.13. To give potential students and other interested parties an idea of the significance that a higher education can have on one's career, we are preparing a list of places of employment and job titles. May we publish your job title and the name of your workplace in such lists?



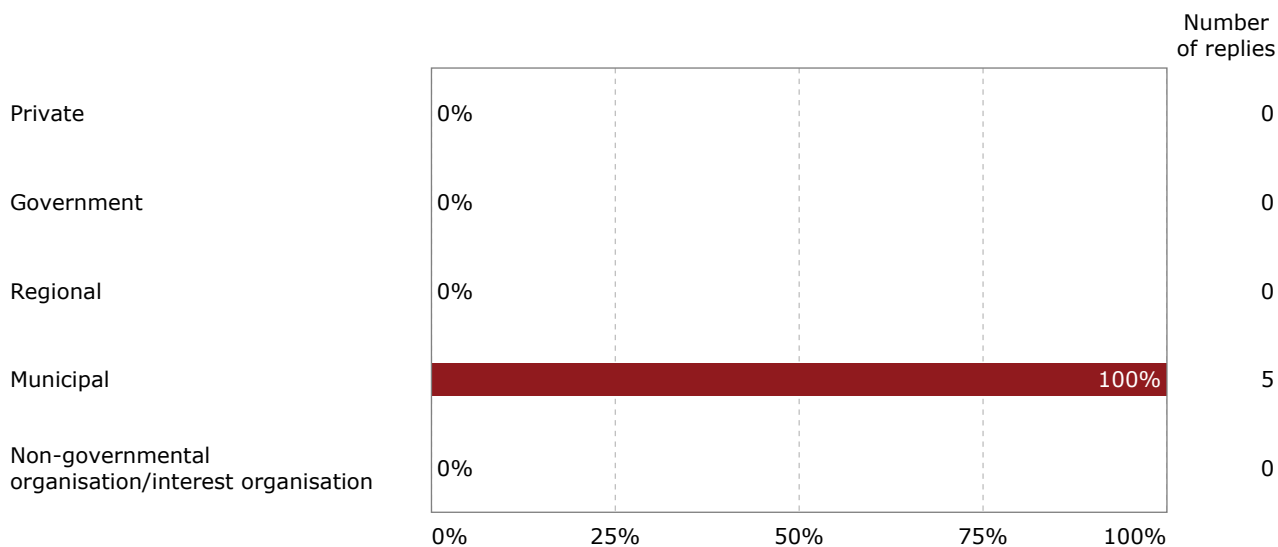
1.14. Where is your place of work?



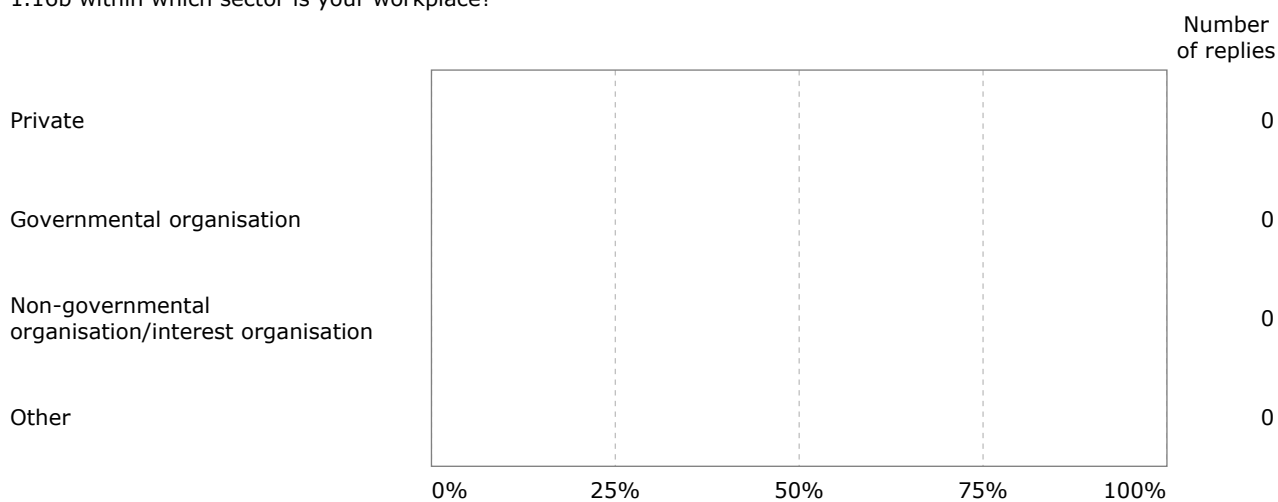
1.15. How many employees are there at your current workplace?



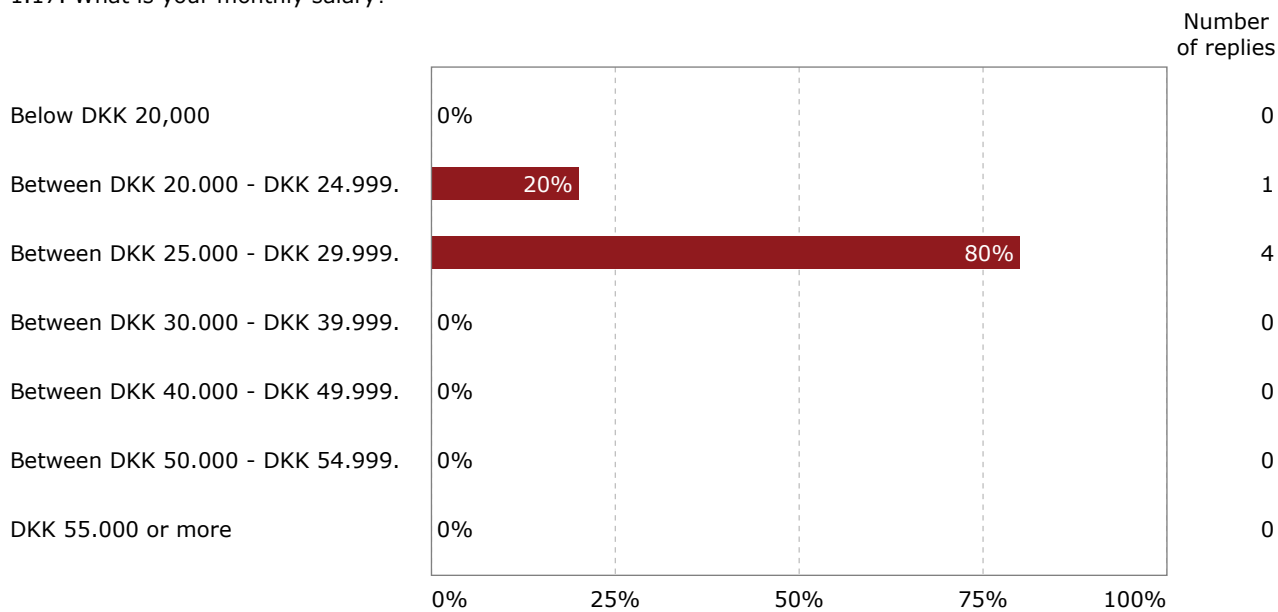
1.16a. within which sector is your workplace?



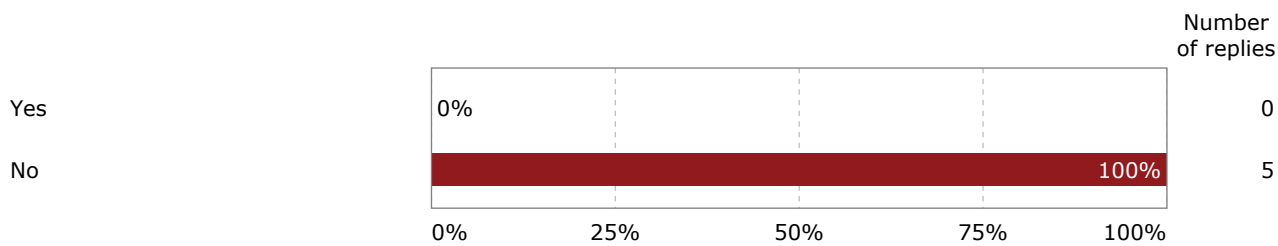
1.16b within which sector is your workplace?



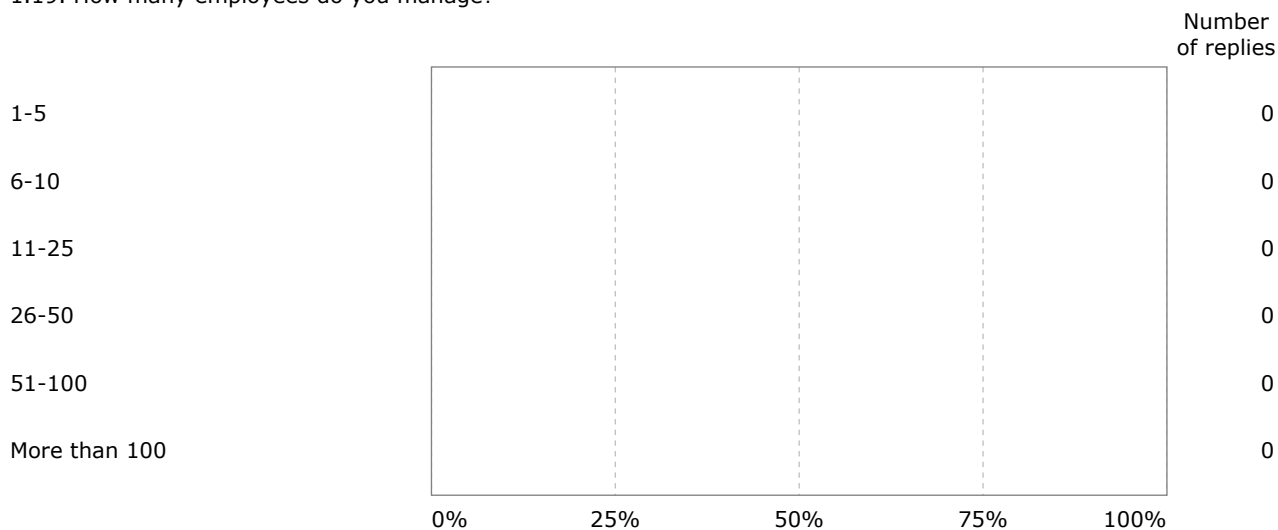
1.17. What is your monthly salary?



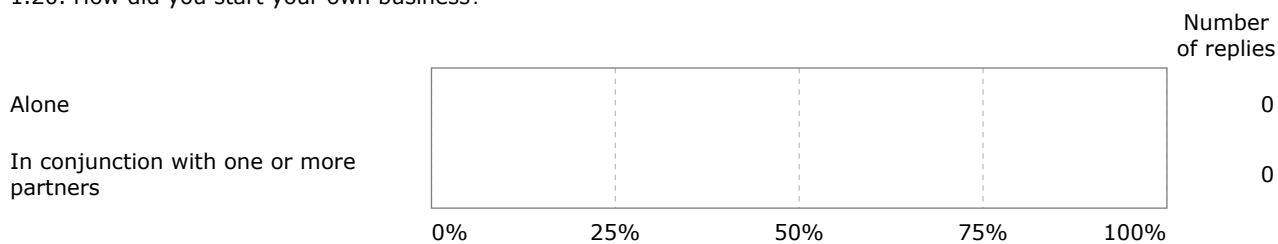
1.18. Do you have direct reports?



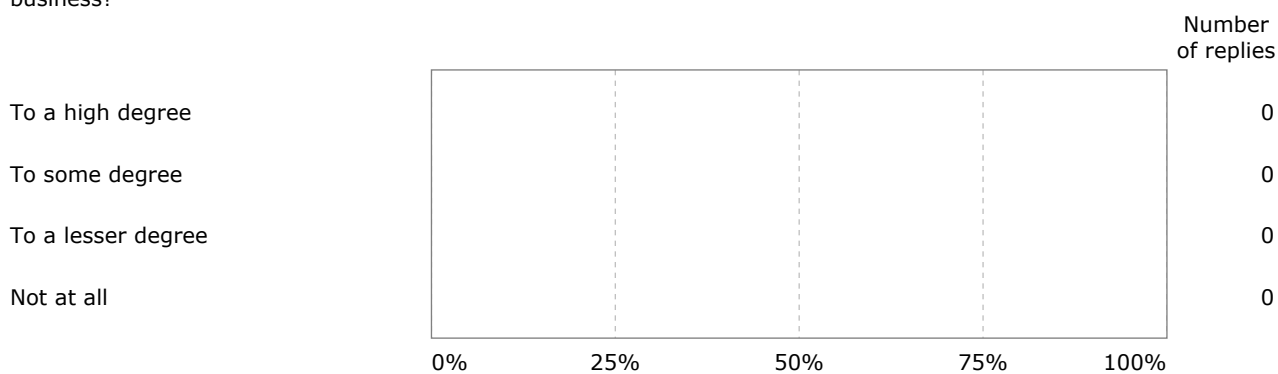
1.19. How many employees do you manage?



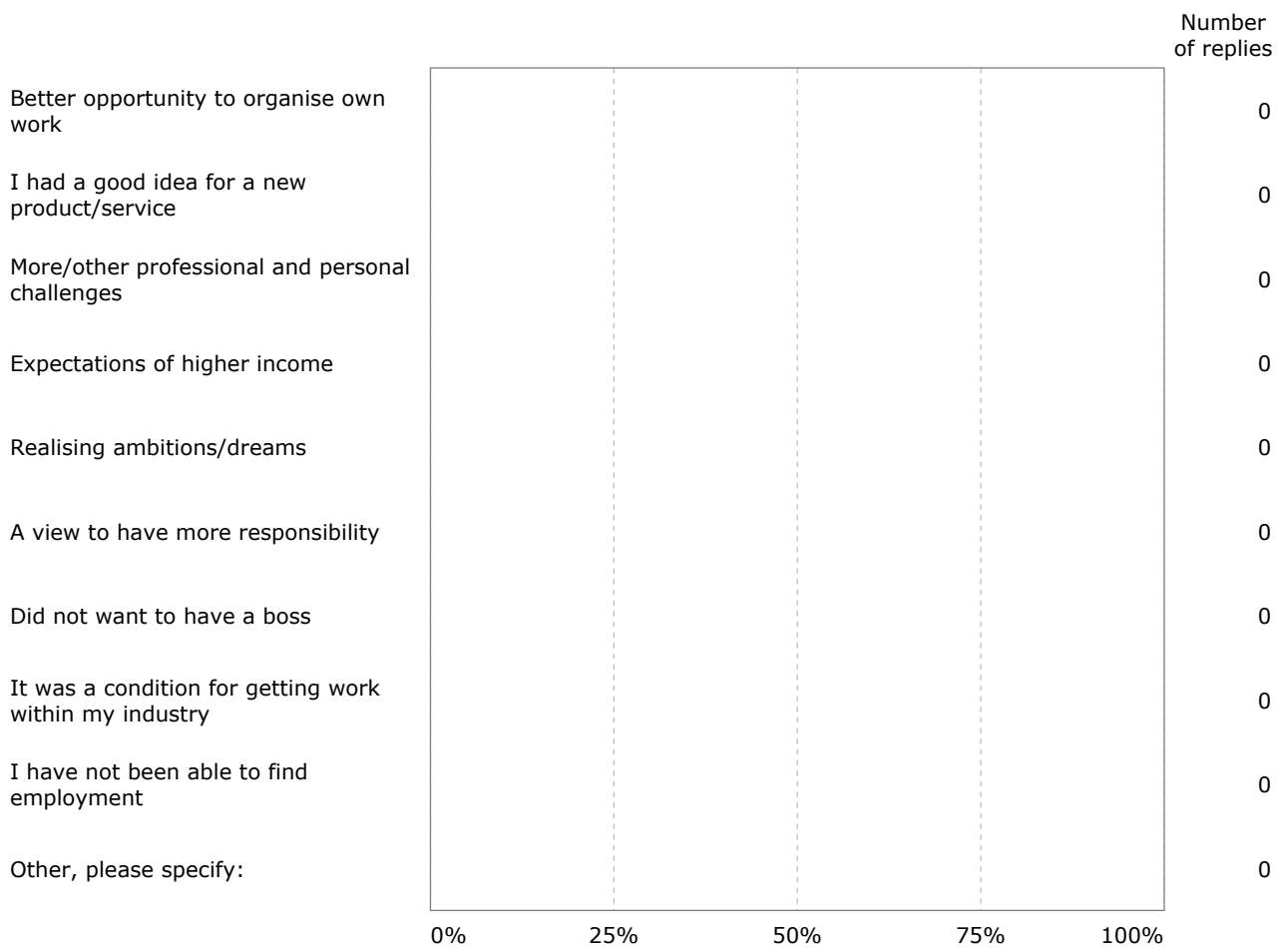
1.20. How did you start your own business?



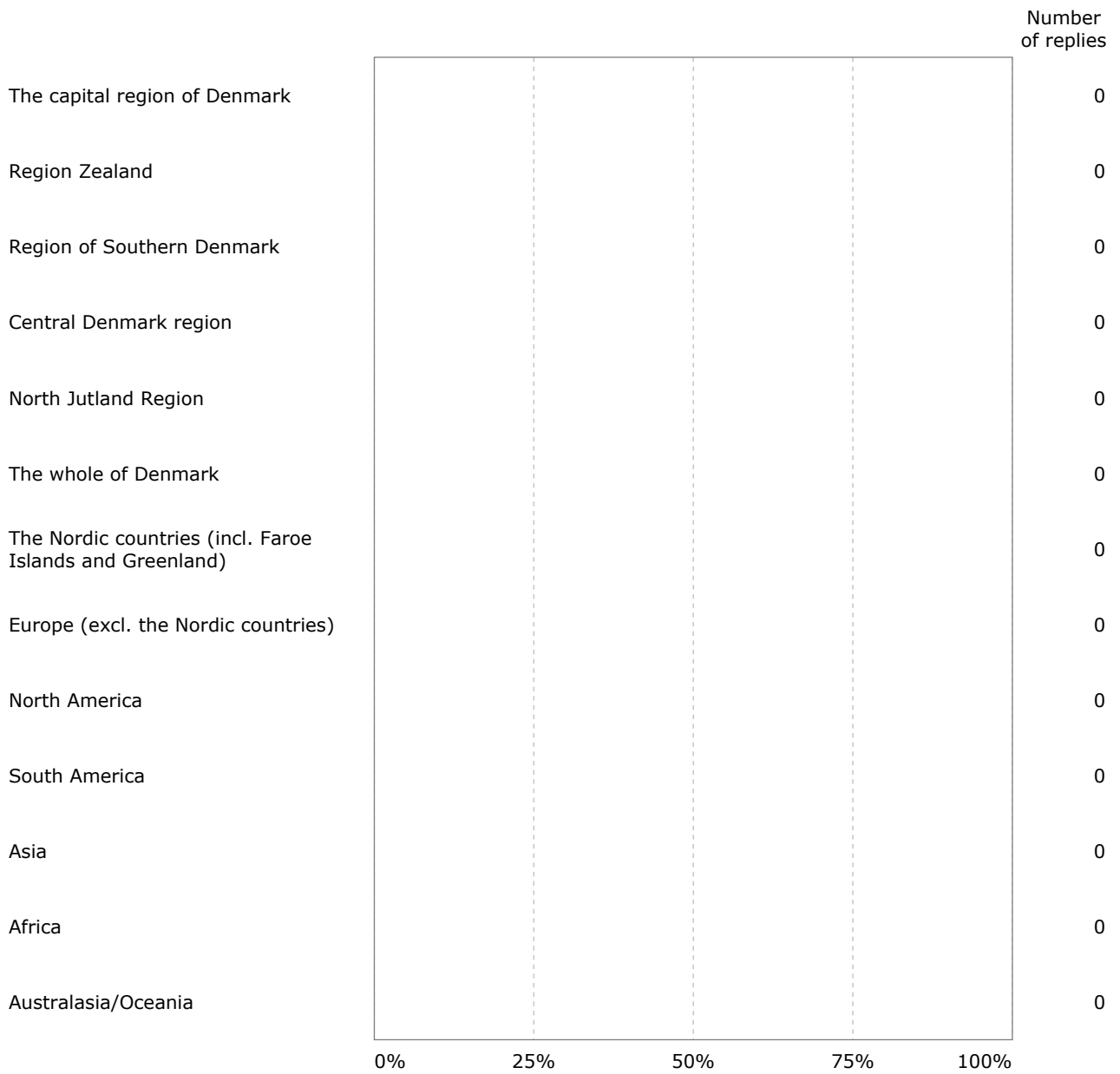
1.21 To what extent was the graduate programme a positive contributing factor towards you starting your own business?



1.22. Why did you start self-employment/freelance work?



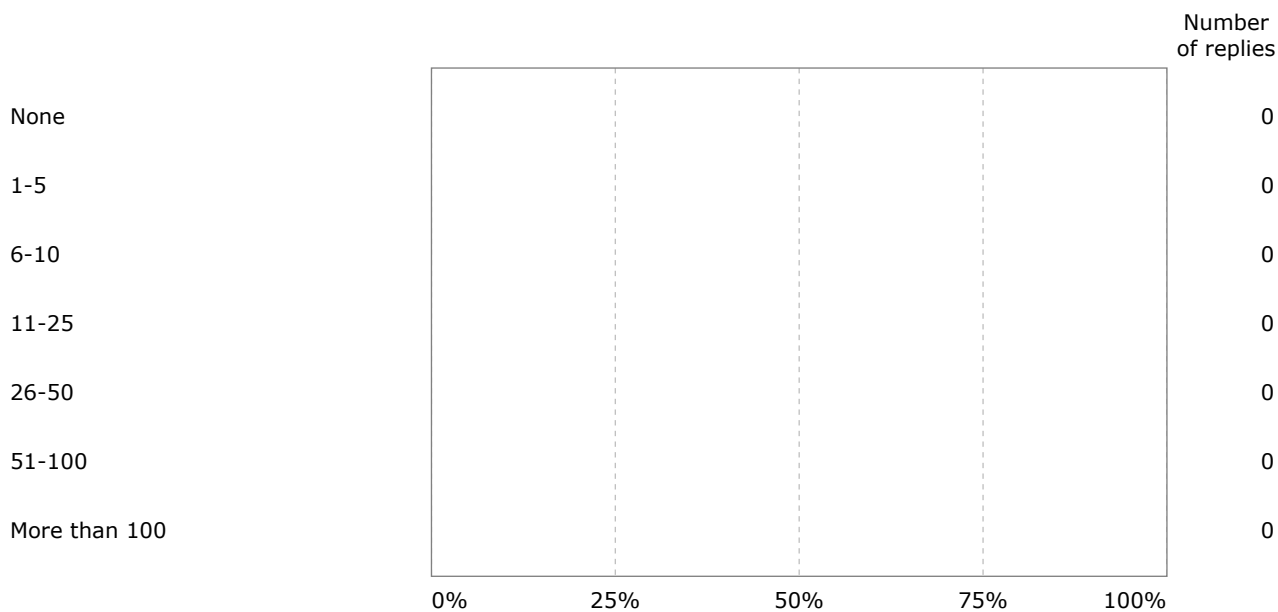
1.23. How does your business solve tasks?



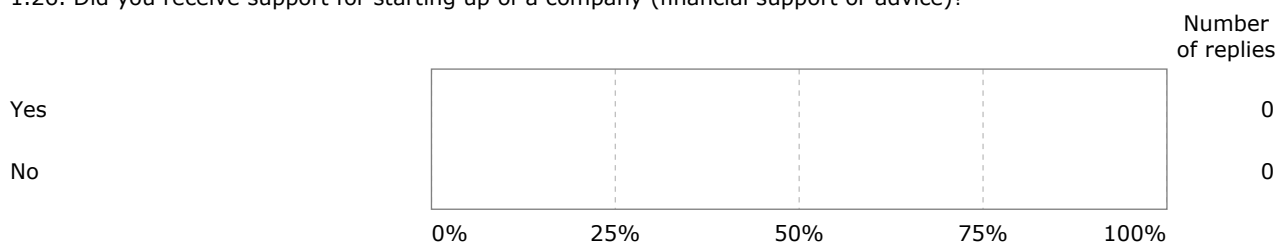
1.24. How did you get the idea for your business?



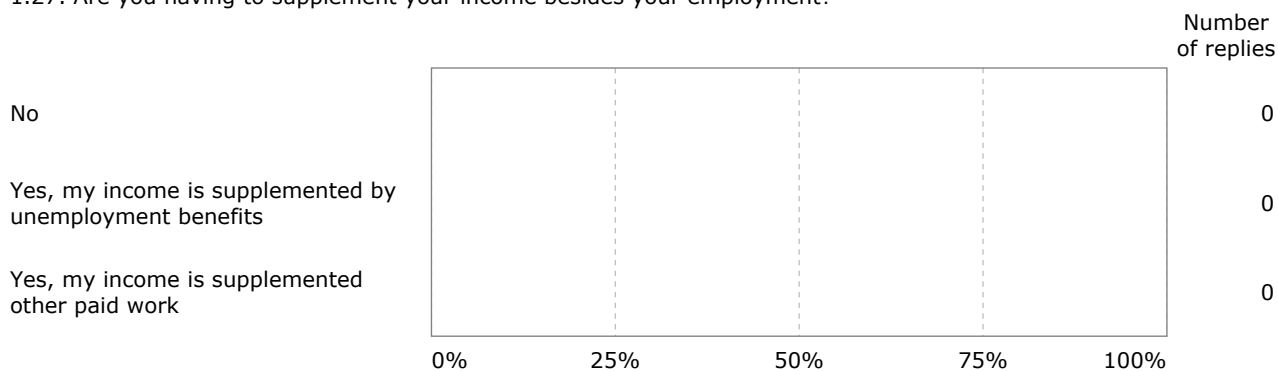
1.25. How many colleagues are there at your current workplace?



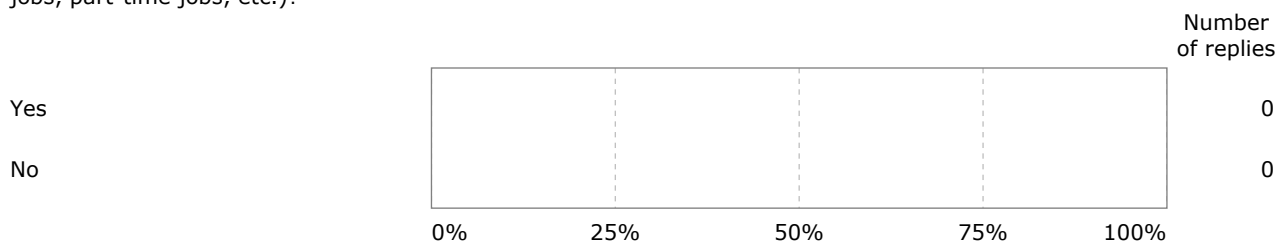
1.26. Did you receive support for starting up of a company (financial support or advice)?



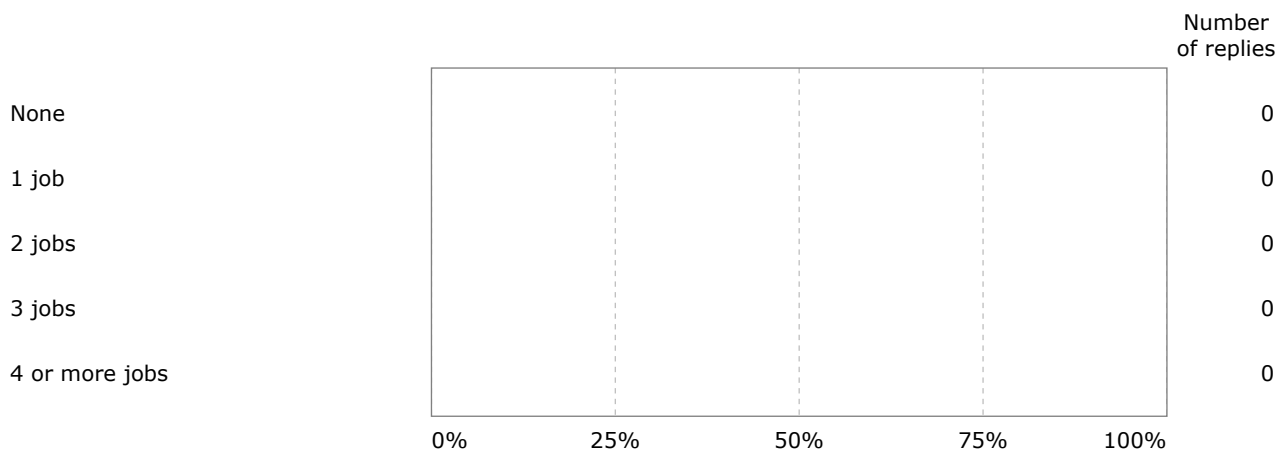
1.27. Are you having to supplement your income besides your employment?



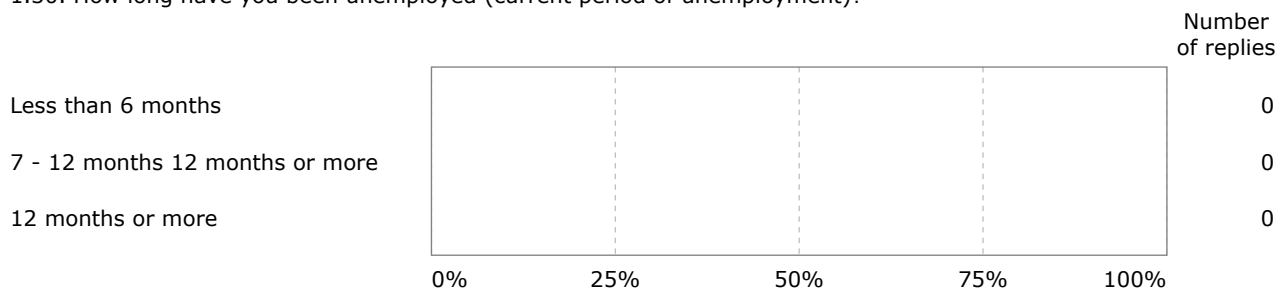
1.28. After your academic programme, have you had one or more jobs (including leave, maternity leave, subsidised jobs, part-time jobs, etc.)?



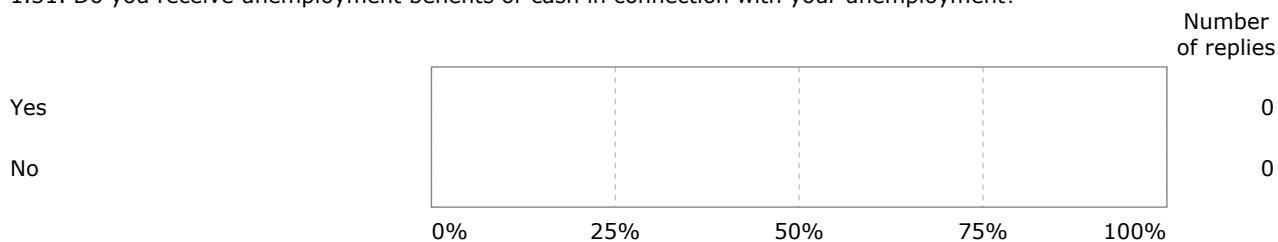
1.29. How many jobs have you had since graduation?



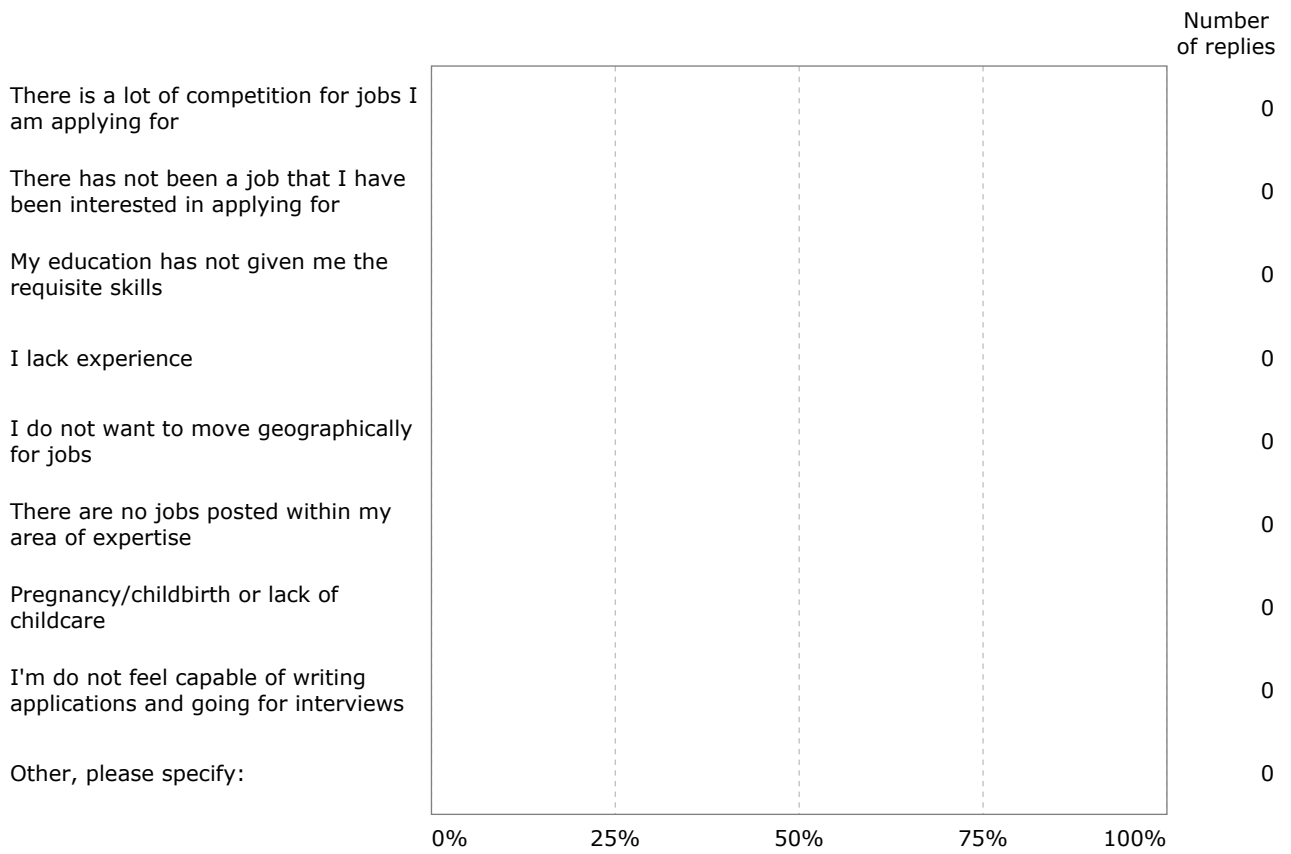
1.30. How long have you been unemployed (current period of unemployment)?



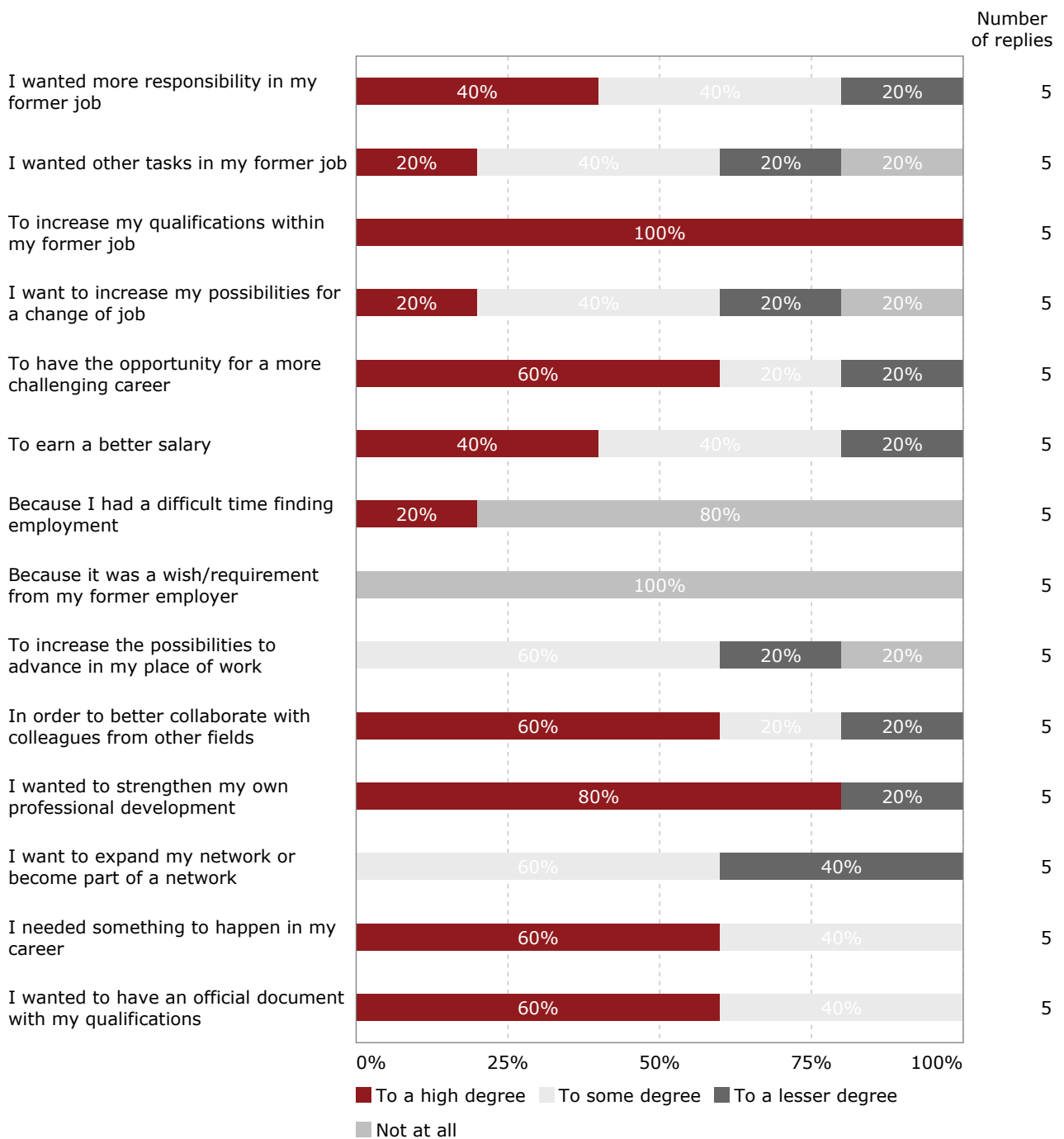
1.31. Do you receive unemployment benefits or cash in connection with your unemployment?



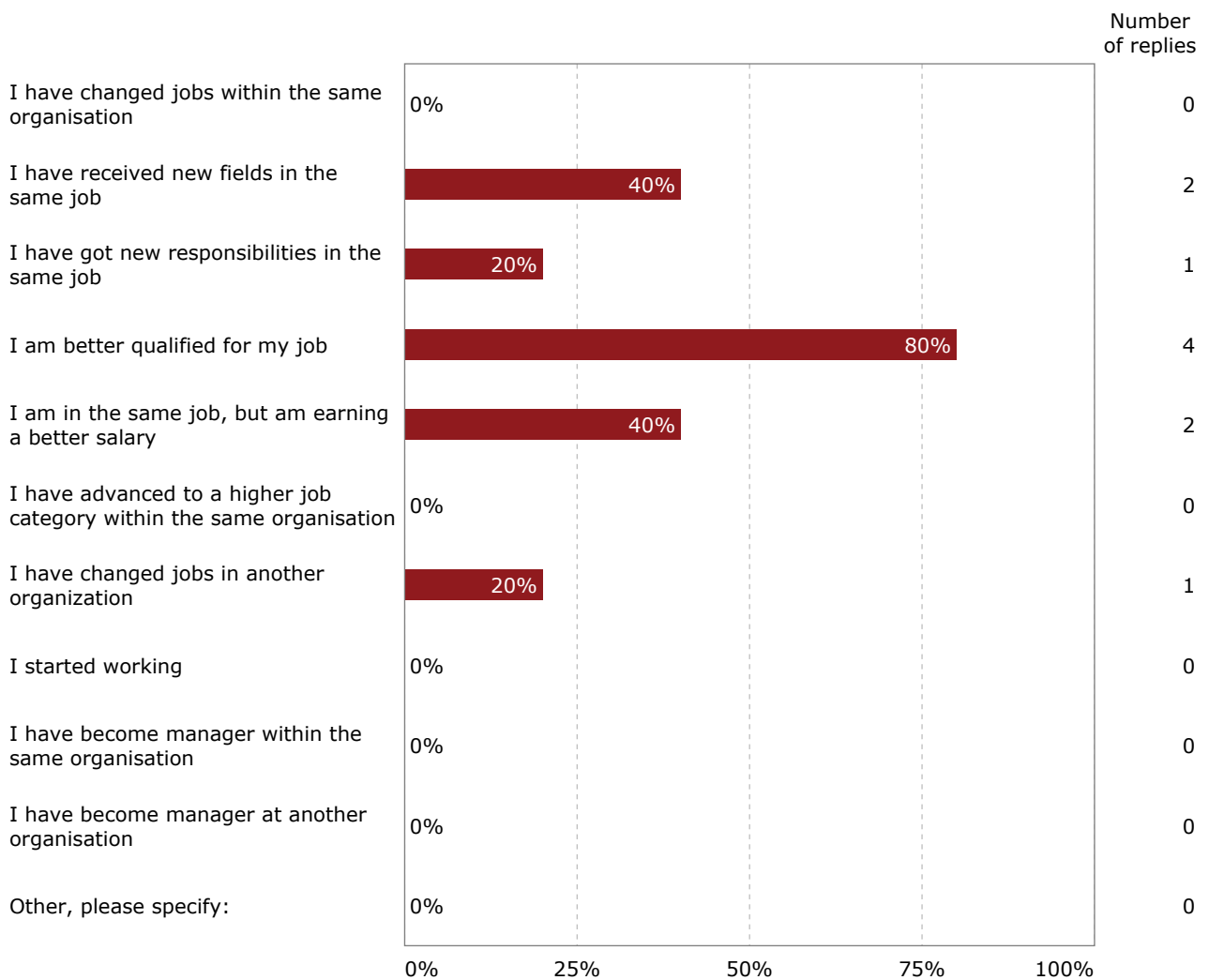
1.32. Why do you think that you are currently without a job?



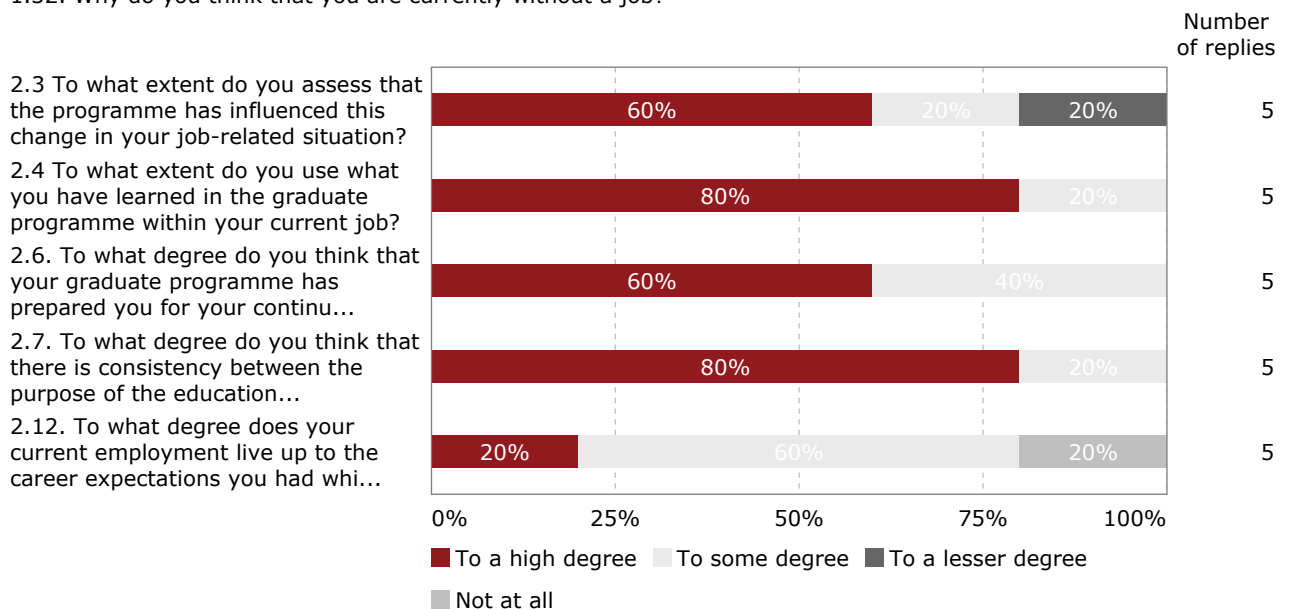
1.32. Why do you think that you are currently without a job?



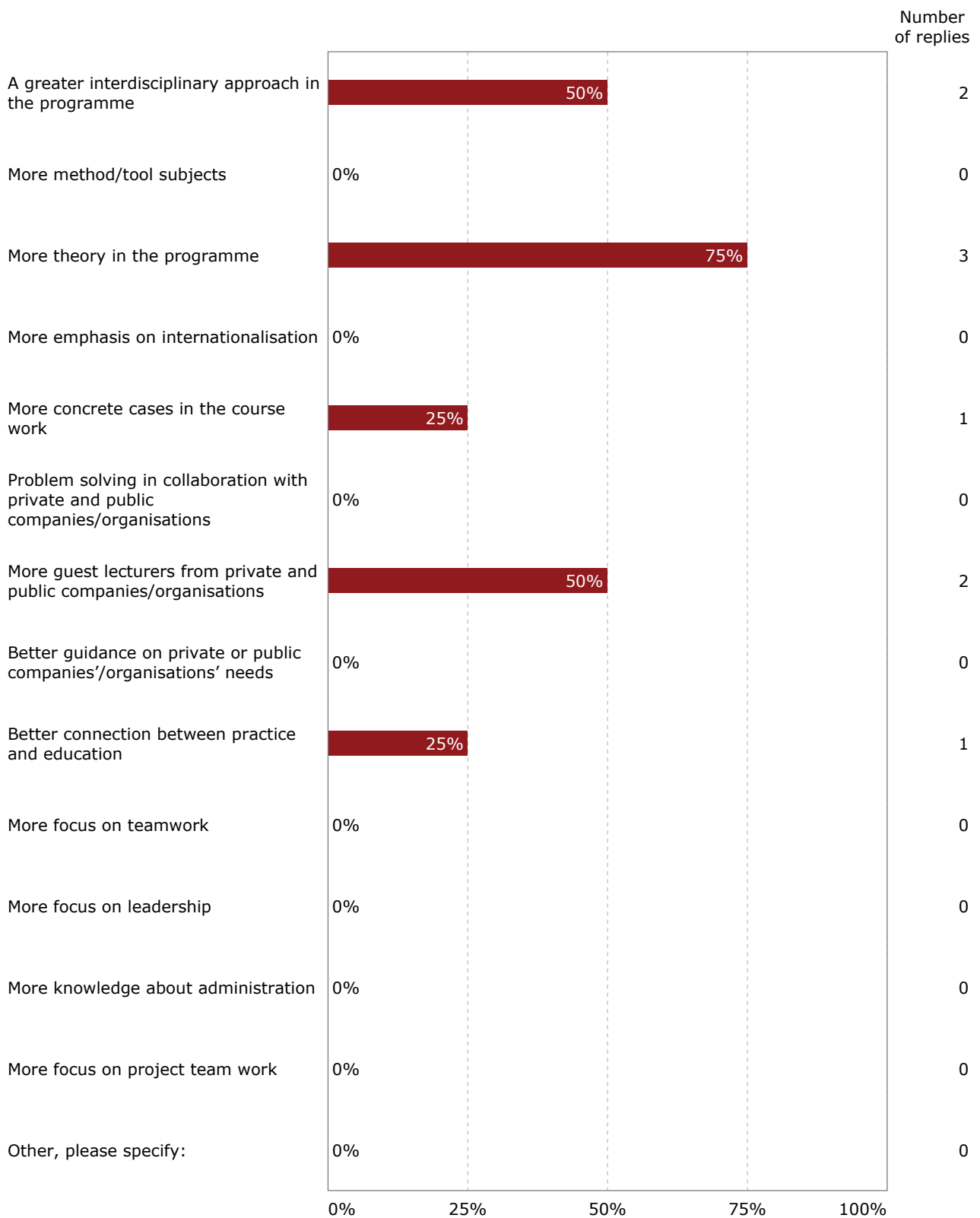
2.2. What changes have there been in your job situation after the completion of your graduate programme?



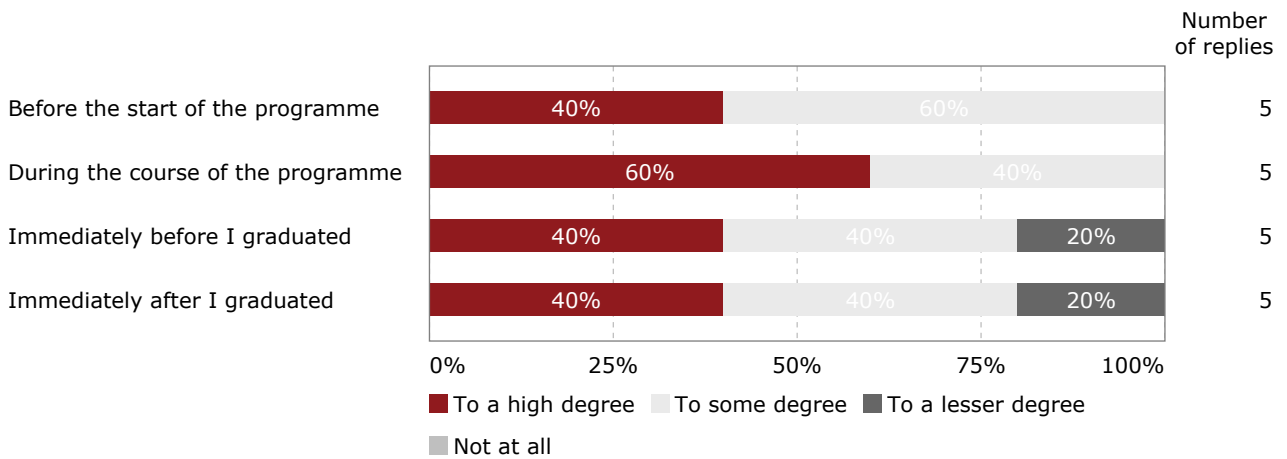
1.32. Why do you think that you are currently without a job?



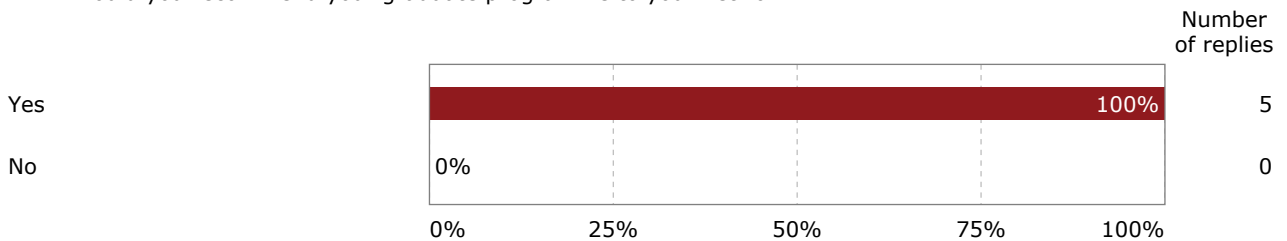
2.11. How do you think the university can make education better for the requirements of the job market?



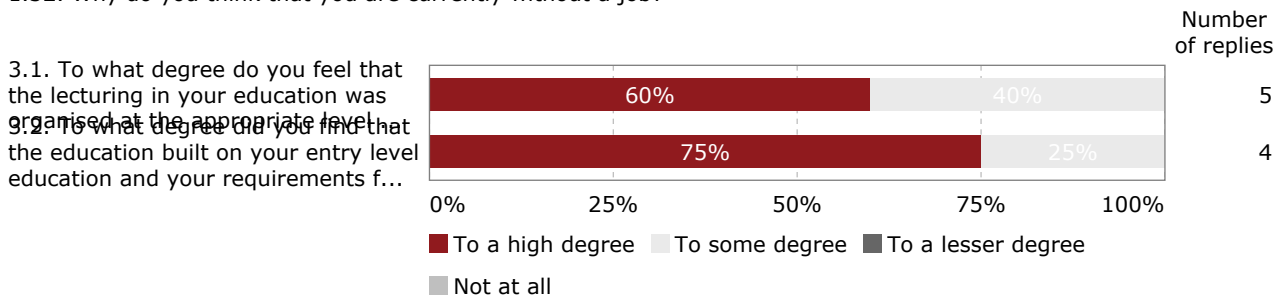
2.13. When and to what degree have you reflected on the significance your academic programme should have on your career?



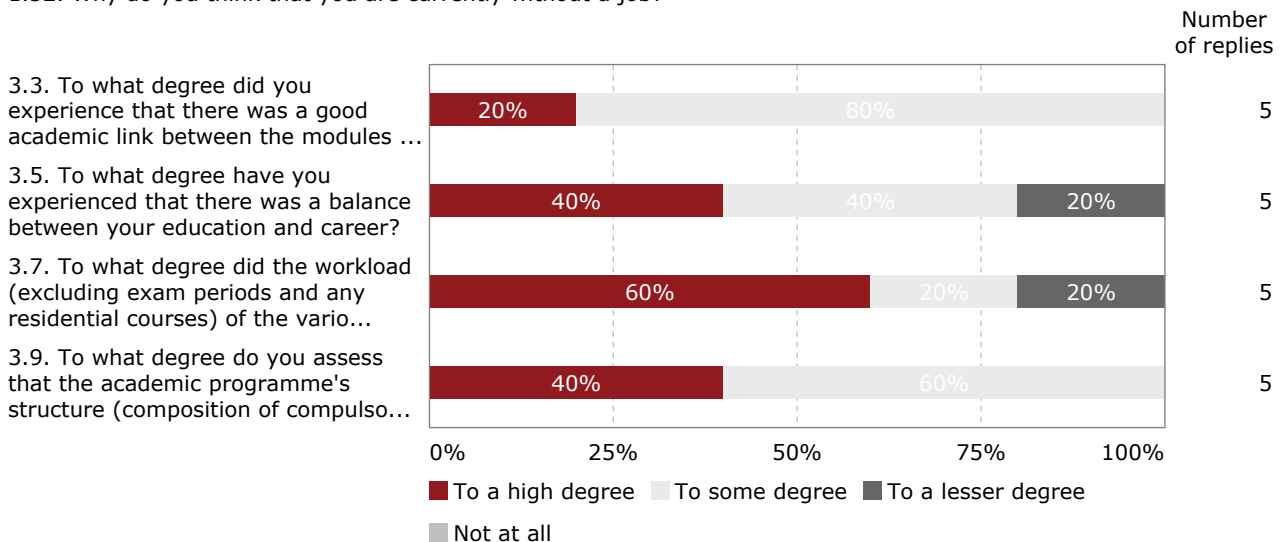
2.14. Would you recommend your graduate programme to your network?



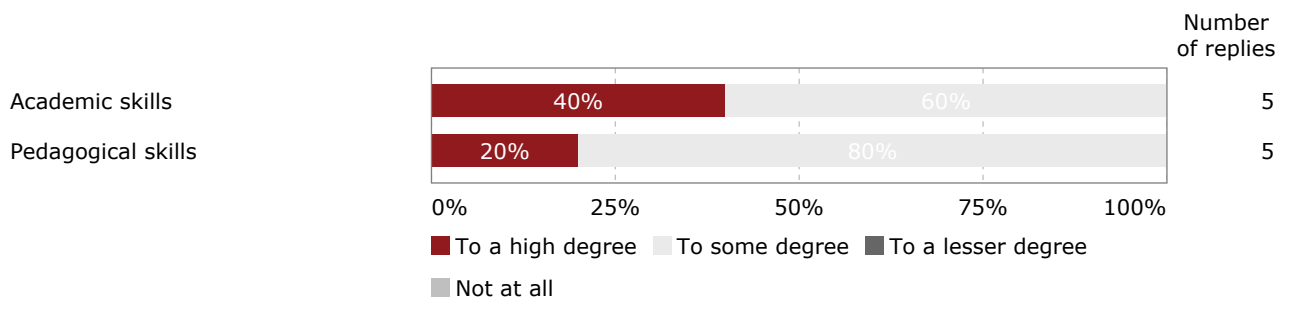
1.32. Why do you think that you are currently without a job?



1.32. Why do you think that you are currently without a job?



3.11. To what degree do you feel that the lecturers in your programme had sufficient academic and pedagogical skills?



5 Appendix 1: Questions used in the report

Current status: who are you?	Outcome of education and attainment of expectations	Quality of programme of study
Q.1.1.	Q.2.1.	Q.3.1.
Q.1.2.	Q.2.2.X.	Q.3.2.
Q.1.3.	Q.2.3.	Q.3.3.
Q.1.4.	Q.2.4.	Q.3.4.
Q.1.5.	Q.2.5.	Q.3.5.
Q.1.6.	Q.2.6.	Q.3.6.
Q.1.7.	Q.2.7.	Q.3.7.
Q.1.8.	Q.2.8.	Q.3.8.
Q.1.9.	Q.2.9.	Q.3.9.
Q.1.10.	Q.2.10.	Q.3.10.
Q.1.11.	Q.2.11.	Q.3.11.
Q.1.12.	Q.2.12.	Q.3.12.
Q.1.12.	Q.2.12.A.	
Q.1.14.	Q.2.13.	
Q.1.15.	Q.2.14.	
Q.1.16.A.		
Q.1.16.B.		
Q.1.17.		
Q.1.18.		
Q.1.19.		
Q.1.20.		
Q.1.21.		
Q.1.22.		
Q.1.23.		
Q.1.24.		
Q.1.25.		
Q.1.26.		
Q.1.27.		
Q.1.28.		
Q.1.29.		
Q.1.30.		
Q.1.31.		
Q.1.32.		

6 Appendix 2: Background data in STADS

CPR-number	CPR
Name	FORNAVN
Family name	EFTERNAVN
Address	ADRESSE
Postal code	POSTNR
City	BY
Country	LAND
KU-username	STUDIENR
Phone number	TELEFON
E-mail	EMAIL
Alumni e-mail address	ALUMNIEMAIL
Sex	KOEN
Citizenship	NATIONALITET
Foreign student (Y/N)	UDL_STUD
Study programme	UDDANNELSE
Faculty	UDD_FAKULTET
Year of graduation from qualifying exam/education	ADGANG_DIM_ÅR
Qualifying exam/education	ADGANG_EKSAMEN
Priority of BA-programme at application	PRIO_NR
BA-admission in quota 1 or 2 (possibly also Master Candidatus with same BA-education)	BA_OPT_KVOTE
Years between qualifying exam/education and commencement of study	SABBAT_ÅR
Date of commencement of study on the study programme in question	STUDIESTART
Year of commencement of study on the study programme in question	STUDIESTART_ÅR
Graduate's age at the time of the graduate survey	DIMITTENDALDER
Graduation year	SLUTÅR
Years from commencement of study to graduation	STUDIETID_ÅR
Date of birth	FØDSELSDAG
Calculated age at the time of commencement of study	ALDER_STUDIESTART
Age at graduation	ALDER_DIMISSION
Master's thesis/Bachelor's paper	AFHANDLING_TYPE
Grade for Master's thesis/Bachelor's paper	KARAKTER1
Possibly second grade for Master's thesis/Bachelor's paper (when there is both a verbal and a written exam)	KARAKTER2